



Investment
Performance
Services

Central Pennsylvania Teamsters

Performance Evaluation Summary

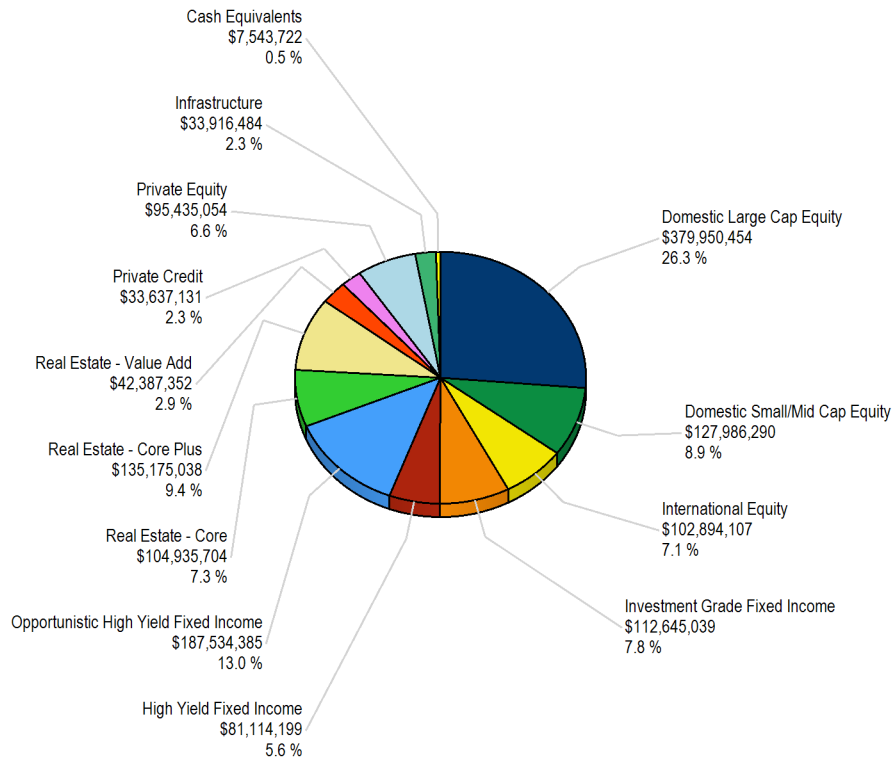
Period Ended

March 31, 2025

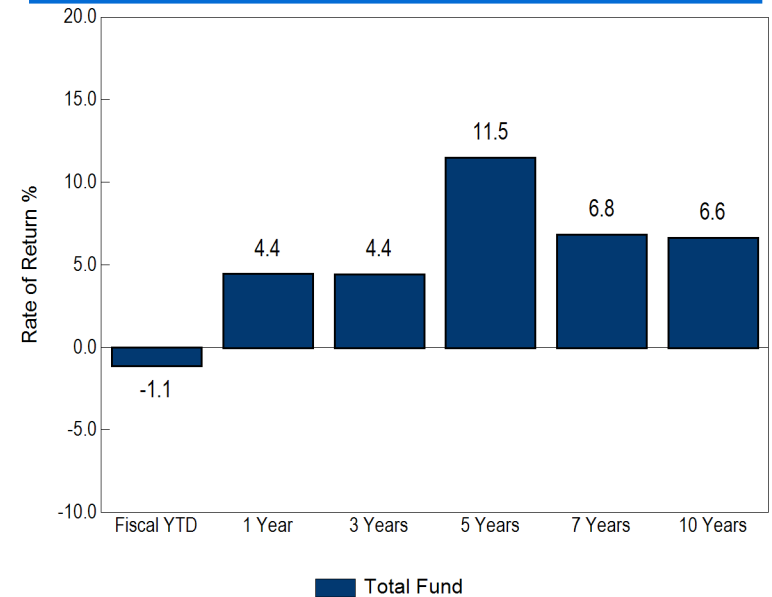
Central Pennsylvania Teamsters Pension Fund Defined Benefit Plan

\$1,445.4 Million as of March 31, 2025

Current Allocation



Return Summary (Gross of Fees)



Note: The Fund's target asset allocation was adopted March 2025 and will be effective after the reallocation of assets is completed.

Total Fund Growth of Assets

Fiscal Year-To-Date

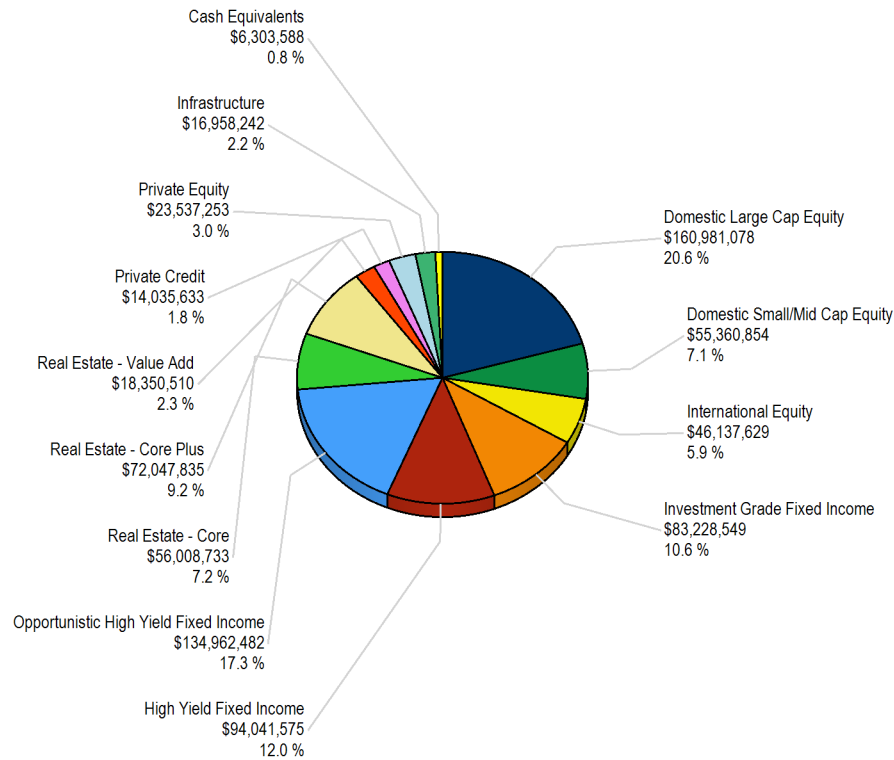
Beginning Market Value	\$1,468,289,502
Net Cash Flow	-\$6,000,000
Net Investment Change	-\$16,937,842
Ending Market Value	\$1,445,351,660

Note: The Fund's fiscal year end is December 31st.

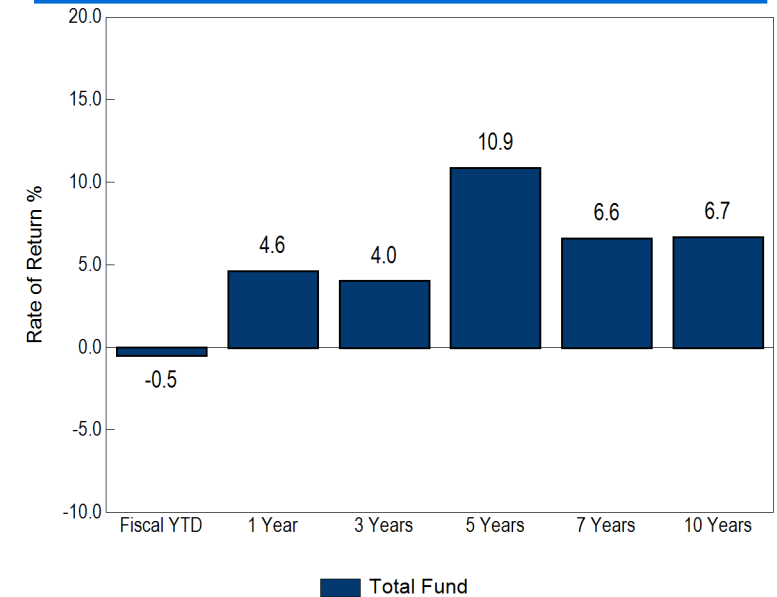
Central Pennsylvania Teamsters Pension Fund Retirement Income Plan 1987

\$782.0 Million as of March 31, 2025

Current Allocation



Return Summary (Gross of Fees)



Note: The Fund's target asset allocation was adopted March 2025 and will be effective after the reallocation of assets is completed.

Total Fund Growth of Assets

Fiscal Year-To-Date

Beginning Market Value	\$814,696,579
Net Cash Flow	-\$28,499,820
Net Investment Change	-\$4,242,798
Ending Market Value	\$781,953,961

Note: The Fund's fiscal year end is December 31st.

Disclaimer:

This report has been prepared by Investment Performance Services, LLC ("IPS"). Certain information, including information relating to market indices, was provided by sources external to IPS and may not have been verified. While IPS has exercised reasonable professional care in preparing this report, we cannot guarantee the accuracy of source information contained herein. Information provided in this report is as of the date of the report unless noted otherwise, and IPS is under no obligation to update the information or communicate that any updates have been made. If this report contains information regarding a matter that is outside of the description of services in the written agreement between IPS and the Fund, such information is included for informational purposes only and, the inclusion of such information does not alter or expand the scope of the services provided by IPS.

The Fund's performance is attributable to factors other than the advice of IPS because, among other things, (a) IPS may act in an advisory capacity (i.e., IPS may not have discretion over Fund assets), (b) the Fund may or may not follow advice provided by IPS, and (c) returns may include investments made prior to the Fund's relationship with IPS. Nothing contained herein constitutes investment, legal, accounting, actuarial, or tax advice, or a recommendation to buy, sell, or hold a security or pursue a particular investment vehicle or any trading strategy. Past performance is no guaranty of future results.

© 2025 by Investment Performance Services, LLC. All rights reserved.